

Unit 3: God Made Interesting Creatures

Lesson 3: Dolphins have lots of fun!

Teacher's Guide

Introductory Activities

1. Show a picture of a dolphin. Let students share what they know about dolphins. Teach the word in English. Tell students they will find out about a dolphin named "Daisy." Tell them what "Daisy" means.
2. Ask students to think of animals that help people. Make a list on the board of animals, and what they can do for people. The list might look like this:
 - DOGS: save people, help the blind, find lost people and things
 - HORSES: help in farming, can ride
 - MONKEYS: help people who can't use their hands
 - ELEPHANTS: help build things

Ask students if they think that dolphins ever help people.

Worksheets Follow general guidelines

Expansion Activities









1. Watch a video about dolphins (in English!).
2. Have students make posters with words describing dolphins. Descriptive words could include: graceful, smooth, big, happy, fun, helpful, fast, good swimmers, good at throwing and catching a ball.
3. Have students bring in pictures, toys, or figurines of dolphins. See how many dolphins the class can collect. Mount a display of dolphins, and invite other teachers and students to come and see it.
4. Have students do research about dolphins. Have students work together in various groups to create posters. Each group could research one aspect of dolphins:
 - Body: how they move, digest food, reproduce, etc.
 - Intelligence and activities
 - Habitat: where they live, what they eat.
5. Talk about other animals with healing powers. Does petting a dog or cat make people feel better? Hearing a bird sing? Do animals "like" helping humans in this way?

Unit 3: God Made Interesting Creatures

Lesson 3: Dolphins have lots of fun!

LESSON WORDS: dolphin, help-helps, children, play-plays, them, walk, speak, swim, feel, skin, after, sick, “feel better”

A. ☺ Read!

This is Daisy. She is a dolphin.	
She helps children!	
How can a dolphin help children?	
She plays with them!	
Some children can't walk or speak. But they can swim.	
Children like to swim with Daisy, and feel her skin.	
Daisy likes the children too!	
Children feel better after they swim with Daisy!	

B. ☺☺☺ Check the things that Daisy likes:

_____swimming
_____playing

_____helping
_____speaking

_____walking
_____children

C. ☺☺☺ ☐ I can tell the story with the pictures!

D. ☺ Circle the parts of the body that you use for each activity.

SWIMMING	mouth	arms	legs	hands
WALKING	mouth	arms	legs	hands
SPEAKING	mouth	arms	legs	hands
FEELING	mouth	arms	legs	hands

E. ☺ Write CAN or CAN'T

1. Dolphins _____ help children feel better.
2. Children _____ feel Daisy's skin.
3. Daisy _____ speak.
4. Children _____ swim with Daisy.
5. Dolphins _____ walk.

F. ☺ Imagine that YOU can swim with Daisy! Draw a picture!

G. ☺☺ Use S on verbs with HE, SHE, or IT.

LOOK: Daisy (*she*) swims.

I swim.

The water (*it*) feels cold.

You feel cold.

John (*he*) plays every day.

John and Mario play every day.

TRY IT! Circle the correct word.

1. Daisy (like / likes) to swim.
2. I (like / likes) to swim.
3. Carlos (play / plays) with dolphins.
4. You (feel / feels) better today.
5. The girl (walk / walks) fast.
6. My dog (play / plays) with me.
7. We (help / helps) our friends.

H. ☺☺ Circle things that can make sick children feel better:

rest	medicine	shopping	playing with dolphins	
TV	doctors	candy	love	
Snakes	shots	orange juice	sunshine	rain

I. Let's thank God!

“Dear God, thank you for animals. Thank you for dolphins! Help sick children everywhere to feel better. In Jesus’ name, Amen.”

FUN WITH DRAMA!

CHARADES

Preparation

Write names of animals on paper. Draw the picture too, if needed.

How to play:

Have a child come up and choose a card, without showing the card to his or her classmates. Have the child act like the animal, while the class tries to guess the animal. Encourage students to ask using correct sentence structure: "Is it a monkey?"

ACTING OUT

Preparation

Choose a simple story with many animals in it. The story of Noah's Ark is a good one. Provide masks and costumes if possible, or have students make them. Read the story to the children, and make sure they understand it. Assign parts.

Presentation

Have students act out the story as the teacher reads it. Invite parents, teachers, or other students to watch if possible!

SKIT

Characters

mother, father, Bobby (the boy), Daisy (dolphin), helper, letter carrier

Story Sequence

- Bobby can't walk. He watches a show about swimming with dolphins, and really wants to do it.
- Mother writes a letter to see if Bobby can come.
- They receive a letter saying he can come.
- They drive to Florida.
- The helper greets them. Bobby puts on his swimsuit.
- The helper takes Bobby to Daisy.
- Bobby swims with Daisy.
- Bobby gets out and hugs his family. Everyone is very happy.