

# Unit 1: God Gives Us Families

## Lesson 3: How can I help in my family?

### Teacher's Guide

#### Introductory Activities

1. Show various pictures of families doing things together. (Pictures are available at Webb. Also, women's and Christian magazines are a good source of family pictures.) Try to have pictures that show both positive and negative family interaction (but don't show any pictures of real family abuse). Ask key questions to help children begin thinking about family interaction. Use as much English as possible, but allow for discussion in the first language. Examples:

- Who is in this picture (review words such as *mother, father, boy, girl, grandmother*, etc.)
- What are these people doing?
- Why are the people in this picture happy?
- How do these people feel about each other?
- Why is the boy sad?
- What should these people do to make the situation better?

2. Show pictures of typical family activities, such as:

- Making a bed
- Shopping for food, cooking, setting the table
- Cleaning, doing laundry, ironing

Ask children how often they help with these activities at home. Teach the words *always*, *sometimes*, and *never*, and have students respond accordingly.

Worksheets Follow general guidelines

#### Expansion Activities

1. Guide students in making HOME HELPER charts. Encourage them to ask their parents how they can be of more help at home, and to put actual jobs in a chart such as the one below. Help them write their tasks in English. This will help students to keep practicing English throughout the week.

	Monday	Tuesday	Wednesday	Thursday	Friday	Saturday
Make bed						
Clean room						
Set the table						
Feed the dog / cat						
Put away clothes						

2. Talk about the importance of **family devotions**. If some students have daily family devotions at home, ask them to share when they have it, and what they do. Following is a suggested list of activities:






- Read a Bible story, devotional, or edifying Christian book for 10-15 minutes.
- Sing a song or two together.
- Share prayer requests, and let each person pray. Don't forget to pray for people around the world.

# Unit 1: God Gives Us Families

## Lesson 3: How can I help in my family?

**LESSON WORDS:** **Action words:** fight, feel, help, obey, say  
**Other words:** each other, should, home, nice, always, sometimes, never

**A. ☺ Read!**

Families love each other.	
But sometimes they fight too. Sometimes people get angry.	
Sometimes people feel sad.	
How can you help your family be loving and happy?	
1. You should help at home.	(Draw how you can help.)
2. You should say nice words.	(Write some nice words to say.)
3. You should obey your parents.	(Draw how you can obey.)
These things will help your family be loving and happy!	

B. ☺ Underline all the *FEELING* words in *red*.

C. ☺☺☺ ☐ I can tell the story with the pictures!

D. ☺☺ Write ACTION LESSON WORDS:

1. I should \_\_\_\_\_ my family.
2. I shouldn't \_\_\_\_\_ with my brothers and sisters.
3. I should \_\_\_\_\_ my parents.
4. I should \_\_\_\_\_ nice words.

E. ☺ Are you helpful in your family? Find out! Circle the best word:

- |    |                       |               |                  |              |
|----|-----------------------|---------------|------------------|--------------|
| 1. | I make my bed.        | <i>always</i> | <i>sometimes</i> | <i>never</i> |
| 2. | I say nice words.     | <i>always</i> | <i>sometimes</i> | <i>never</i> |
| 3. | I obey my parents.    | <i>always</i> | <i>sometimes</i> | <i>never</i> |
| 4. | I help set the table. | <i>always</i> | <i>sometimes</i> | <i>never</i> |
| 5. | I don't fight.        | <i>always</i> | <i>sometimes</i> | <i>never</i> |

*Many "always" or "sometimes" = YOU ARE HELPFUL!*

F. ☺☺ Action words need "s" sometimes. Choose the right word!

1. John and Bill ( fight / fights ) too much.
2. Tim ( love / loves ) his family.
3. Children ( obey / obeys ) their parents.
4. Laura ( help / helps ) her teacher.
5. You ( feel / feels ) happy.

**RULE:**  
You only need  
"S" after  
**he, she, or it.**

G. ☺ Write about someone in your family:

My \_\_\_\_\_ and I love \_ \_ \_ \_ \_ .

(someone in your family)

(a phrase from your LESSON WORDS)

**H. ☺ Circle all the *nice words* with bright colors. Cross out the *angry words* with black.**

I like you

Please

Thank you

You are bad

I love you

I hate you

You're welcome

I can help you

You're stupid

You're nice

That's okay

You're my friend

**I. Let's thank God!**

**“Dear God, thank you for my family! Help me to obey my parents. Help me to say nice words. Help me to be helpful. Thank you. In Jesus' name, Amen.”**

# FAMILY FUN!

Plan a FAMILY DAY or NIGHT!

## Make Invitations

Write pretty invitations for each person in your family. Include:

- **Where** (your house? at a park?)
- **What** (what will you do? play games? watch a movie?)
- **When** (date, day, and time)

**Example:**

*You are invited to our Family Night!*

**Where:** In our living room

**When:** Friday, June 23

**What:** To play games and eat pizza

## Plan the Menu

Here are some fun FAMILY foods:

**pizza**

**ice cream sundaes**

**cookies**

**sandwiches**

**fondue**

## Plan the Activities

Here are some fun FAMILY activities:

- **Play Games:** Board games, card games, guessing games. You could even *invent* a board game together!
- **Watch a video:** Get a video that shows how families love and care for each other.
- **Make something:** Make something in the kitchen, like home-made ice cream or cookies. Or, make a card or collage for a sick friend or family member. If you like music, make a recording of your family singing together!