

Unit 2: God Gives Us Homes

Lesson 1: What are you doing in the kitchen?

Teacher's Guide

Introductory Activities

1. Show pictures: **Appliances: refrigerator, stove, microwave, sink, table, chair**
Dishes: plate, cup, knife, fork, spoon
2. Ask questions:
 1. What do you put in the refrigerator?
 2. What do you cook on the stove?
 3. Where you eat?
 4. Where you wash the **dishes**?
 5. What do you bake in the **oven**?

Worksheets Follow the general guidelines

Extension Activities

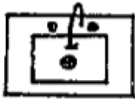
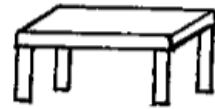
1. Set a table. Bring plastic plates, cups and utensils. In groups, have students take turns setting the table correctly. You can also divide the class into two teams, and have a relay race in table setting! Have the items a fair running distance from the teams. Make sure items are mixed up. Each runner must run up, set the table correctly, then go back and tag the next runner. Before the next runner arrives, you must mix up the items again.
2. Make something good to eat in a kitchen to practice the vocabulary. Quiz students repeatedly on the names of appliances and dishes. Have students write sentences about what they did in the kitchen. Encourage them to use *all* their lesson words in their sentences. For example:
 1. We made cookies.
 2. We baked them in the oven.
 3. We washed the dishes in the sink.
3. Have students talk about their family's kitchen customs. Help them make sentences like:
 1. My mom bakes cakes in the oven.
 2. My father doesn't cook.
4. Divide students into groups of 4 or 5. Give each group a space in the room to create an imaginary kitchen. Have them decide places for all their appliances. Then, give them imaginary commands, while they act them out, such as:
 - Mix up some cookies (put in flour, sugar, eggs, etc.)
 - Put them on a baking sheet
 - Put it in the oven. (Wait a few seconds...) Take them out of the oven.
 - Get the milk out of the fridge. Pour a glass.
 - Enjoy your cookies and milk!

Unit 2: God Gives Us Homes

Lesson 1: What are you doing in the kitchen?

LESSON WORDS: **Action words:** cook, make, wash, bake, eat, dry
Things in the kitchen: refrigerator (fridge), stove/oven, microwave, sink, table, chair
Dishes: plate, cup, knife, fork, spoon

A. 😊 Write a LESSON WORD for each picture:



B. 😊 Write action words for these places:

1. At the sink you can _____ and _____.
2. On the stove you can _____. In the oven you can _____.
3. At the table we _____!

C. 😊😊 True or False:

1. _____ You cook in the fridge.
2. _____ You eat at the microwave.
3. _____ You wash in the sink.
4. _____ You sit in a chair.
5. _____ You dry dishes at the table.
6. _____ You bake in the oven.

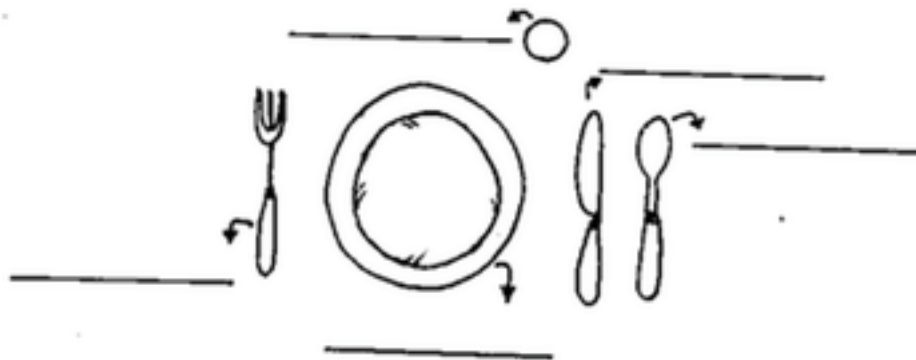
D. ☺☺☺ What does everyone do in the kitchen? Take a survey!

Names of Friends	Do you wash dishes?	Do you dry dishes?	Do you set the table?	Do you cook or bake?

E. ☺ Draw and label your kitchen. *(View from the top, like a floor plan, is best)*



F. ☺☺ Label the place setting:



G. ☺☺ Choose the best word:

1. I use a (spoon / fork) to eat soup.
2. I drink from a (plate / cup).
3. I put food on a (plate / knife).
4. I cut meat with a (spoon / knife).
5. I put milk in a (fork / cup).