

Unit 3: God Gives Us Clothes

Lesson 3: What's in? What's out? What does God say?

Teacher's Guide

Introductory Activities

1. Ask the children what they understand by “fashion”. Allow discussion in the first language. Put on the board the words IN and OUT. Explain that these words are sometimes used in English to talk about what is *in style* and what is *out of style*. Ask children if they feel that people nowadays care more about what's in style than people in the past. These topics may be introduced if the children understand them:
 - Explain “media” and “advertising”. Talk about how today people see a lot of advertising that might make them want to buy certain items or certain brands.
 - Talk about how groups or “cliques” of kids often dress the same way. It shows belonging.
2. If possible, bring to the class a pair of generic, no-name jeans, and a pair of designer jeans with a fashionable brand name logo showing. Lead children in a discussion (in English as much as possible) using questions such as the following:
 - Which pair is more expensive? (Designer, of course)
 - Is there a difference in quality? (Probably not)
 - Do some people buy designer jeans for the wrong reason? (To be cool, to fit in with the crowd, to have friends, to show that they have money)

Worksheets Follow general guidelines

Expansion Activities

1. Bring to the class print advertisements from magazines. Preferably these should be:
 - In English, with few words and lots of pictures
 - Preferably about clothing
 - At least enough for one per group of 4 students

The goal of the exercise is for students to learn how to be discerning consumers. They should begin to understand that manufacturers use a variety of tactics to get people to buy their product. A chart like the one below could be filled out for every ad. Give one ad to a group at a time. Allow 5 minutes for groups to analyze their ads and fill in the chart, then trade ads. A sample ad is filled in below:

PRODUCT	What is the ad saying about the product?	Do you think this is true?	What DON'T they tell you?
Guess Jeans	You'll have lots of friends if you wear them.	No. If people only like you for your jeans, they're not good friends.	They're very expensive.

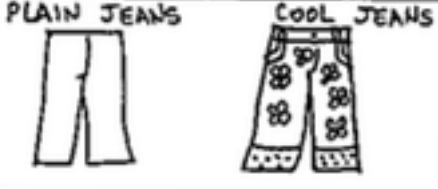
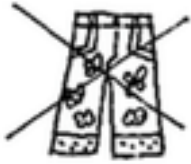



2. Try the same activity with videotaped TV commercials. Use English commercials if at all possible. Students can also report on billboards seen around town, using their newly developed critical thinking skills to determine the validity of the advertisements.

Unit 3: God Gives Us Clothes

Lesson 3: *What's in? What's out? What does God say?*

LESSON WORDS: cool, jeans, want, need, really, already, new, kids, these

A. ☺ Read!

<p>“Mom,” said Amanda, “I want some <i>cool</i> jeans. I <i>need</i> some cool jeans. They’re really IN!”</p>	
<p>“Amanda,” said her mom, “You already have jeans. You don’t need new jeans.”</p>	
<p>“But Mom,” said Amanda, “All the kids have <i>these</i> jeans.”</p>	
<p>“Amanda,” said her mom, “God gave you good clothes. You already have jeans. You don’t need <i>cool</i> jeans.”</p>	
<p>Amanda was sad. She wanted <i>cool</i> jeans. What should she do?</p>	

B. ☺☺ What would please God? Check *good* choices:

- | | |
|-----------------------------------|---------------------------------------|
| _____ Complain and cry | _____ Work for money to buy the jeans |
| _____ Smile and say “that’s okay” | _____ Steal the cool jeans |
| _____ Thank God for her old jeans | _____ Be jealous of her friends |

C. ☺☺☺ ☐ I can tell the story with the pictures!

D. ☺ This story is in the PAST. But the sentences in “ ” are in PRESENT.

Fill in the chart with the PAST and PRESENT forms of ACTION WORDS in the story.

PRESENT	PAST
say	
want	
	needed
	had
	gave
is	

E. ☺☺☺ What's in? What's out? Talk in your group. Write your ideas.

WRITE IN ENGLISH!

These things are IN	These things are OUT

What does God think? Check what you think is true:

_____ It's better to use money to help others than buy clothes that you don't need.

_____ It's *okay* to buy cool things if you really need them.

_____ People worry too much about being IN.

F. ☺ What clothes do you have? Jeans? Tennis shoes? Black pants? Write sentences using ALREADY. Example: “I already have jeans.”

1. _____.
2. _____.
3. _____.

Read your sentences to a friend!

G. ☺☺ When do you wear different clothes? Match the phrases.

- | | |
|-----------------------|---------------------|
| I wear pajamas | when it's cold |
| I wear a coat | when I go to church |
| I wear school clothes | when I go swimming |
| I wear tennis shoes | when I go to school |
| I wear nice clothes | when I go to bed |
| I wear a bathing suit | when I play sports |

Read your sentences to each other.

H. ☺☺☺ Are these things NEEDS or WANTS? Put them in the right place!

cool jeans a warm coat tennis shoes earrings
 school clothes a cool backpack sandals

Needs	Wants

I. Let's thank God!

“Dear God, thank you for my clothes! Help me to be happy with what I have. Help me to trust you for what I need. In Jesus' name, Amen.”

CLOTHING FUN!

Bring new life to old clothes! Recycle!

Tie Dye a T-shirt

Here is what you will need

- An old white or light T-shirt (or a new T-shirt if you prefer)
- Fabric dye (as many colors as desired)
- Lots of rubber bands

Prepare the dye in buckets according to the directions. Lay the T-shirt on the floor. Pinch it in the middle, and twist your hand so that the shirt winds up. Put lots of rubber bands around it (about 10 per shirt). Dip it in the dye. Leave the shirt in the dye the length of time specified on the dye. Remove the shirt. Squeeze the water out. Remove the rubber bands. Rinse under cold water.

Decorate a pair of jeans

Many designer jeans are just plain jeans with fancy decorations. Here are some ideas to make *plain* jeans into *cool* jeans:

- Use fabric paint to paint on flowers, flags, or words (English!).
- Buy patches of your country's flag, your favorite sports team, or other symbols. Sew them on the pockets, or wherever you want.
- Sew ribbon or lace along the legs, and the edges of the pockets.

Have a contest to see who can make the most creative pair of jeans!

Paint a pair of tennis shoes

Take an old pair of plain fabric tennis shoes. Clean them up. Paint them with fabric paint. Paint dots, stripes, flowers, sports team colors, etc. Replace the laces with brightly colored ones, or decorate or dye the old white laces.

Make something new from something old

Old clothes can become something new! Try these ideas:

- Cut out the back pocket of a pair of jeans (with the back fabric attached). Leave enough of the fabric around the edge to fringe it. Decorate with fabric paint, add a ribbon for a strap....and you have a little purse!
- Get an old T-shirt from your dad. Draw designs with permanent markers, and use it as a nightgown!
- Cut off the legs of pants or shorts. Sew up the bottom and attach straps (you can use an old cloth belt for straps). Now you have a carry-all bag!

Why not create a display of all the recycled clothing projects your class has made for the whole school to see?