

Unit 4: God Gives Us Education

Lesson 3: Can everyone go to school?

Teacher's Guide

Introductory Activities

1. Help children understand that they are blessed with many things. Write on the board in large letters, "OUR BLESSINGS." Encourage children to come to the board and write their blessings. They should be able to write these words in English: *food, water, clothes, family, church, etc.* Hopefully, someone will think to write "school" or "education."

Ask students: Does everyone in the world have all these things? Allow students to share about any situations they know about (in their own country or in another part of the world) where children don't have all of these things. Sensitize children to this disparity by doing one of the following:

- Show a few minutes of a video (a World Vision advertisement would be appropriate) that shows children in worse living situations than their own.
- Show some pictures of children in poor situations: overcrowded classrooms, writing on slates instead of on paper; homeless children, etc.

2. Teach children about Africa. Look at a world map, and help children to understand where they live in relation to Africa. Look at some pictures showing African life, culture and education, if possible (often such pictures can be found in mission magazines, or in National Geographic).

Worksheets Follow general guidelines

Expansion Activities

1. Help children understand that we can't categorize people's living conditions according to country. Guide them to an understanding that we need to help people in need *wherever* they are, not just at home, and not just abroad. Ask these questions:

- Do all the people in _____ (the country you are in) live the same way?
- Are there poor people here? Are there people in OUR country who don't have proper education?
- Are there people in "rich" countries like the U.S., who don't have enough to eat? (Unfortunately, yes.) Are there rich people in "poor" countries? Yes.

Help children begin to understand that we cannot judge people by where they live. We, as Christians, must be willing to see people as individuals, and help them in whatever way we can.

2. Help students experience what it would be like to be *less blessed*. Here are some suggestions:







- Agree as a class to skip snack time, and experience hunger. (Only do this with the permission of the school and the parents). Ask students questions such as, "Is it harder to study and learn when you're hungry?" "Do you think you could learn very much if you were hungry all the time?"
- Try to find slates that students can write on instead of paper. Experience a day of class using a slate to copy from the board, without any books, notebooks, paper, or pencils.

Unit 4: God Gives Us Education

Lesson 3: Can everyone go to school?

LESSON WORDS: younger, really, finished, take care of, by herself, guess, lucky, blessed

A. ☺ Read!

Hi. My name is Lina. I'm ten years old. I live in Africa.	
I have three brothers and two sisters. They're all younger than me.	
I really want to go to school. I finished third grade, and I don't want to stop.	
But my mom is sick. She can't take care of the little ones by herself. She needs my help.	
So, I guess I need to stay at home and help my mother.	
If you are in school, you are very lucky!	

B. ☺☺ Write lesson words:

Many people say they are _____ when something good happens. But Christians believe that all good things come from **God**. So, many Christians prefer to say that they are _____ when something good happens.

C. ☺☺☺

☐

I can tell the story with the pictures!

D. ☺ Did you understand the story? Answer TRUE or FALSE:

1. _____ Lina lives in China.
2. _____ She doesn't have any brothers or sisters.
3. _____ Lina has some education.
4. _____ She wants to go to school.
5. _____ Lina needs to help her mother at home.
6. _____ Lina doesn't like school.
7. _____ Her sister is sick.
8. _____ Lina thinks that anyone in school is lucky.

E. ☺☺☺ Who's younger? Who's older? Find out your classmates' ages and birthdays. Write sentences about seven people. Write sentences like this:

*Example: Marcia is younger than me.
William is older than me.*

1. _____.
2. _____.
3. _____.
4. _____.
5. _____.
6. _____.
7. _____.

F. ☺ What activities do you do *by yourself*? What do you do with other people? Complete these sentences like this:

Example: I read by myself.
I eat dinner with my family.

1. I brush my teeth _____.
2. I do my homework _____.
3. I play games _____.
4. I read my Bible _____.
5. I go to school _____.

G. ☺☺ Lina needed to help her mother *take care of* her brothers and sisters. We can *take care of* people, animals, or things.

Do you *take care of* any of these things? Circle them.

dog	cat	bedroom	
bird	clothes	toys	sister
brother	grandparent	school books	
fish	sick friend	Bible	cousin

Say sentences to each other, like this: “*I take care of my dog.*”

H. Let's thank God!

“Dear God, thank you for education! Help me to be thankful that I can go to school. Be with the children who can't go to school. In Jesus' name, Amen.”

HELP OTHERS!

Many people all over the world don't have enough food, clothing, or education. What can we do to help them?
Choose a project that your class can do!

Help local needy children

There are probably children in *your* city that you could help. There might even be some children in your school who don't have what they need. Here are some ideas:

- **Collect school supplies:** Bring to school pens, pencils, notebooks, etc. Make school kits. Add a handwritten Bible verse on a card. Give these to a church or school to distribute to needy children.
- **Make a “blessing box” in your own school:** Encourage everyone who is able, to sometimes buy a new pencil or notebook, and put it in the box. If someone needs something, they can go to the box and be “blessed.” NOTE: This usually needs to be controlled by the school administration.

Pray for children in another country

Prayer doesn't cost anything – but it really works! A mission agency or church organization can often provide names of children who have needs. It's nice to have a child for each child in the class to pray for. As a follow-up activity, make cards to send to the children overseas. Tell them that someone is praying for them! Write it in English – most people around the world can find someone who speaks English to translate for them.

Put together a box of small gifts to send to a school, church, or community overseas

Through a church or mission agency, find a school, church, or community that is needy. Gather some things to send. You can either have students bring in some things, or raise money to purchase gifts, and cover the cost of postage.

What can you put in the box? Here are some ideas. Get more ideas from the church or mission agency that is helping you:

- School supplies: pencils, stickers, notebooks, erasers, markers
- Small toys, key chains, book marks
- Pictures of your class
- Letters and cards from your class
- Be careful sending anything edible. It should be very well-wrapped and long-lasting, and something that won't melt!